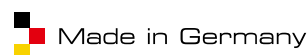




MADRIX PLEXUS

**The next-generation
live or stand-alone interface.**

The MADRIX® 3 Software license for 1024 DMX channels is already included.



Key Features

3rd Edition – 08/2018

The MADRIX® PLEXUS controls up to 2 universes via DMX512 or Art-Net as a versatile stand-alone interface or live controller. It is the first and only interface to offer stand-alone playback of MADRIX® light shows and effects.

Live Mode

Fully control 1024 DMX channels via MADRIX® Software and use 2x DMX-OUT, 2x DMX-IN, 1x DMX-OUT and 1x DMX-IN, or Art-Net. The USB or the Ethernet connection can be used for live mode.

Master-Slave Synchronization & Scalability

Simply connect multiple devices at the same time. A master interface can be set up to synchronize the LED installation across all DMX universes.

Extension Port

The versatile 15-pin serial port offers enhanced connectivity towards external analog or digital devices and therefore maximum flexibility.

Quality Design

The precision aluminum enclosure, NEUTRIK plugs, and other excellent components ensure High Availability and reliability.

USB 2.0 Standard

Support of the USB 2.0 standard provides professional features such as Power over USB, Hot Swapping, and Plug and Play.

Stand-Alone Mode

The built-in slot for SD or SDHC cards allows to run sophisticated light shows without the need for a computer. A MADRIX® PC is only required to preprogram the shows.

MADRIX® Software Integration

The PLEXUS hardware and the MADRIX® Software form a unique bundle. This powerful combination works directly out of the box.

Event Scheduler

Easily run automatic scenes off the SD card with the help of the internal clock and time-controlled shows.

Innovative Handling

The large backlit 3" LCD graphics display and 5 accessible control buttons make it really easy to manage and set up the device.

Kensington Security Slot

Secure each MADRIX® PLEXUS using the standard of portable security.

Package Contents

- MADRIX® PLEXUS
- MADRIX® 3 Software
- 4 GB SDHC card (inserted into the device)
- USB Power supply
- USB cable
- World power plug adapters kit
- Quick start guide / technical manual

Optional Accessories

- MADRIX® PLEXUS Wall Mount Set (4 brackets, 4 Torx T10)
- XLR Gender Changer (5-pin male to 5-pin male)
- XLR Adapter (5-pin male to 3-pin female)

More Information

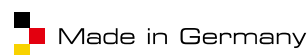
Find all the latest user manuals, drivers, firmware updates, and more at www.madrix.com



MADRIX PLEXUS

**The next-generation
live or stand-alone interface.**

The MADRIX® 3 Software license for 1024 DMX channels is already included.



Technical Specifications

Power Supply	External, AC 100 V – 240 V ~ 50/60 Hz input, DC 5.2 V and 1000 mA max. output over USB; 10 °C to 40 °C (Operating temperature) -10 °C to 60 °C (Storage temperature) 20 % to 80 %, non-condensing (Relative humidity) 10 % to 80 %, non-condensing (Storage humidity)
Power Consumption	2.5 W max. (500 mA max.)
USB	USB 2.0, type B port, Power over USB
DMX512	2x 512 DMX channels, input or output
DMX512 Ports	5-pin, XLR, female, NEUTRIK
Ethernet/Art-Net	RJ45, 10/100 MBit/s, Auto MDI-X, NEUTRIK etherCON
Extension Port	15-pin, D-Sub, US, female
SD Card Slot	SD (2 GB max.) and SDHC cards (32 GB max.) supported
Display	3" LCD graphics display
Handling	5 control buttons
Dimensions (L x W x H)	154 mm x 111 mm x 45 mm
Weight	500 g
Operating Temp.	10 °C to 50 °C
Storage Temp.	-10 °C to 70 °C
Relative Humidity	5 % to 80 %, non-condensing (Operating / Storage)
Case	Metal enclosure
IP Rating	IP20
Certificates	CE, FCC, RoHS

MADRIX® 3.X Software

Minimum System Requirements:

- 2.0 GHz dual-core CPU
- OpenGL 2.1 graphics card (NVIDIA recommended)
- 2 GB RAM
- 1 GB free harddisk space
- 1280 x 768 screen resolution
- Network card
- Sound card
- USB 2.0

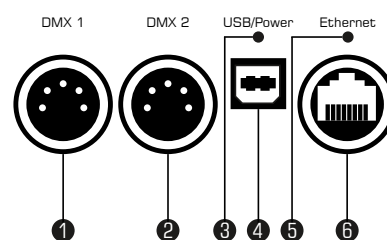
MADRIX® 3.X Software

Supported Operating Systems:

- Microsoft® Windows® 7
- Microsoft® Windows® 8
- Microsoft® Windows® 8.1
- Microsoft® Windows® 10
- Compatible with 32 bit and 64 bit

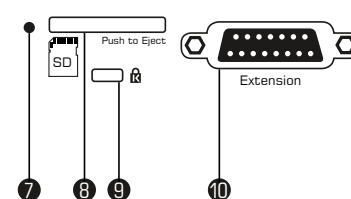
Connectivity

Bottom Connections



- 1) XLR port, DMX 1
- 2) XLR port, DMX 2
- 3) Status LED for USB/Power
- 4) USB/Power port
- 5) Status LED for Ethernet
- 6) RJ45 Ethernet port

Top Connections



- 7) Status LED for SD card slot
- 8) SD card slot
- 9) Kensington Security Slot
- 10) Extension port

