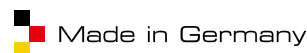




MADRIX ORION

Adds a whole new level of interaction and control to your project.



Key Features

1st Edition – 08/2018

The MADRIX® ORION is specifically designed as a general-purpose input device for analog input and Ethernet-based output for remote control and interactivity.

Powerful A/D Converter

Easily convert any analog input signal ranging from 0 V – 12 V into an 8-bit or 16-bit digital DMX output signal. Sample incoming signals instantly and map all inputs individually to up to 8 or 16 DMX channels per device.

8 Versatile Inputs

Directly connect to a wide range of compatible sensors, potentiometers, switches, and triggers. Easily create interactive projects using sensors for light, temperature, PIR, and many more.

Direct Connection

2 main 6-pin ports are available with 4 individual pins each as well as GND and V+. Flexibly supply 5 V – 24 V power over the 2-pin screw terminal.

Designed For DIN Rails Or Walls

Its non-conductive enclosure and standardized design for 35 mm top-hat rails make mounting quick, easy, and safe. 2 extra brackets are provided for optional wall mounting. 8 indicators quickly show the device status with the option to turn them off.

Art-Net / Streaming ACN / USB

Send the output signal as Art-Net or Streaming ACN (E1.31) over long or short distances to any compatible software or hardware controller. In addition, simply connect to the MADRIX® Software over USB.

Versatile Output

Different input types allow data to be processed and parameterized differently for the output. Each input can be separately set as Analog-IN, Digital-IN, Counter, and other useful functions.

Daisy-Chain Support

2 Ethernet ports allow for separate network connections as well as linearly daisy-chaining several devices together for better cable management.

Invaluable Features

The device is ready within seconds after start-up. Its firmware is upgradable for future enhancements. Access and change specific device settings using the built-in web configuration page.

Package Contents

- MADRIX® ORION
- Set of screw terminals (2x 6-pin and 1x 2-pin)
- Power supply and world adapters kit
- USB 2.0 cable (certified)
- 2x Wall-mount brackets
- Quick start guide / technical manual

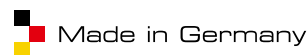
More Information

Find all the latest user manuals, drivers, firmware updates, and more at www.madrix.com



MADRIX ORION

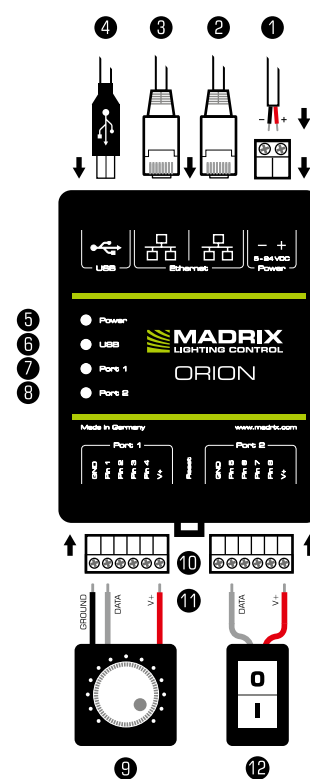
Adds a whole new level of interaction and control to your project.



Technical Specifications

Supply of power	DC 5 V – 24 V, over A) 2-pin pluggable screw terminal with 500 mA max. load per port when supplying through to the ports (external power supply included), B) 5 V USB, C) Port 1 or Port 2
Power supply <i>(External)</i>	AC Input: 110 V – 240 V, 50/60 Hz, 0.6 A; DC Output: (3 V) / (4.5 V) / 5 V / 6 V / 7.5 V / 9 V / 12 V, 2.0 A max.
Power consumption	< 1.5 W during normal operation (300 mA max.)
USB	USB 2.0, type B plug
Input signals	0 V – 12 V, analog
Ports	2x ports (via 2x 6-pin pluggable screw terminals)
Input pins	2x 4 separate pins (8x in total)
Ethernet	2x RJ45, Auto MDI-X, 10/100 MBit/s (compatible with 1 GBit/s)
Dimensions (L x W x H)	92 mm x 70 mm x 45 mm
Weight	105 g 120 g incl. screw terminals and wall mounts
Operating Temp.	-10 °C to 70 °C
Storage Temp.	-20 °C to 85 °C
Relative Humidity	5 % to 80 %, non-condensing (Operating / Storage)
Case	Non-conductive, IP20, UL94 V-0 flammability rating, designed for 35 mm DIN-rails or wall mounting
IP Rating	IP20
Certificates	CE, FCC, RoHS

Connectivity



- 1) Power
- 2) Right Ethernet port, incl. 2 status LEDs
- 3) Left Ethernet port, incl. 2 status LEDs
- 4) USB port
- 5) Status LED for Power
- 6) Status LED for USB
- 7) Status LED for Port 1
- 8) Status LED for Port 2
- 9) Port 1
- 10) Reset button
- 11) DIN-rail unlocking clip
- 12) Port 2



RoHS compliant